

NaveniLink™

BRINGING PRECISION TO SPATIAL PROTEOMICS

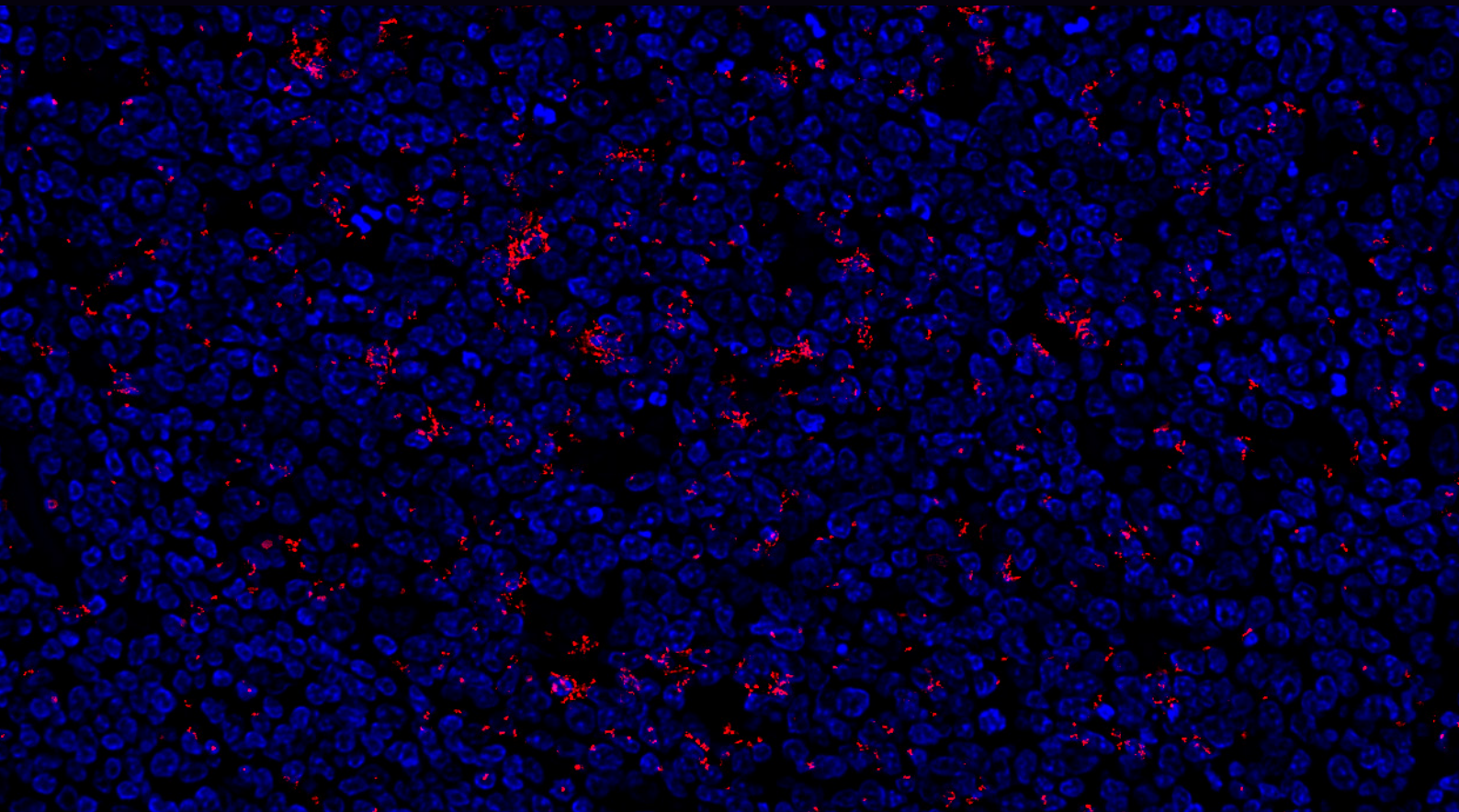
Expanding your options with NaveniLink

Would you like to conjugate your own primary antibodies for using them in proximity ligation assays? Our NaveniLink conjugation kit allows you to do just that. You can use your primary antibodies and easily conjugate them with our proprietary oligonucleotide sequences. These conjugates can be used with our Naveni® flexible product line, which includes NaveniFlex Cell, NaveniFlex Tissue, and NaveniBright.

NaveniLink offer a practical solution to enhance your research capabilities.

NaveniLink enables you to:

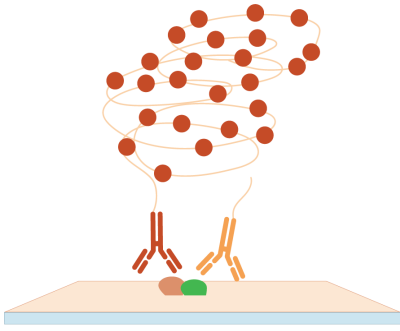
- Explore protein-protein interactions, post-translational modifications and protein expression using primary antibodies from various or the same species
- Tailor your experiments to your specific requirements by designing your own Navenibodies
- Streamline your conjugation process with minimal hands-on time



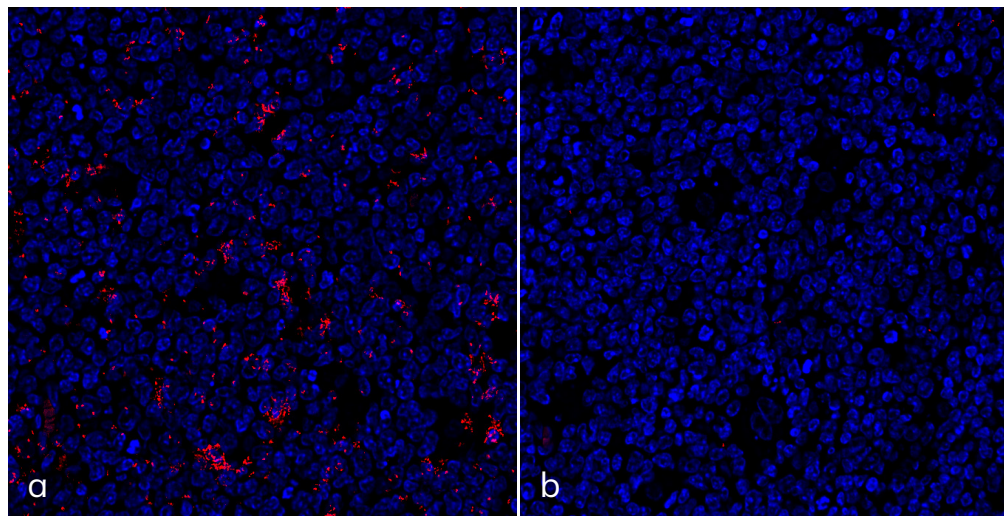
Staining of PD1/PD-L1 interaction in human tonsil tissue. NaveniLink was used to conjugate primary antibodies with oligos. Detection of interactions was performed with NaveniFlex Tissue.

FOR MORE INFORMATION OR TO PLACE AN ORDER, VISIT WWW.NAVINCI.SE/PRODUCTS
Email: contact@navinci.se

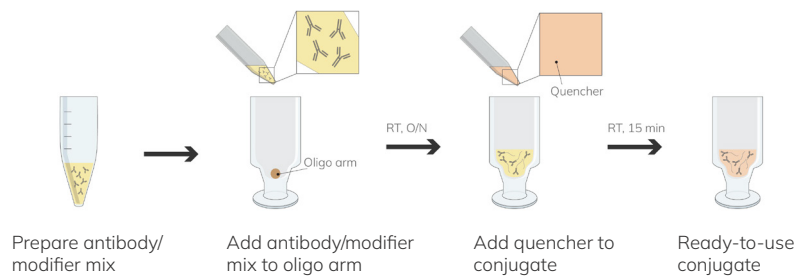
 **Navinci**



The NaveniLink kit includes reagents to prepare one pair of Navenibodies with primary antibodies of your choice. Only if the Navenibodies are in close proximity will they generate a rolling circle amplification reaction, leading to a strong and distinct dot that is easily quantifiable.



Staining of PD1/PD-L1 interaction in human tonsil tissue. **a)** NaveniLink was used to conjugate oligo arms to the primary antibodies PD1 (EH33) and PD-L1 (SP142), and the interaction was detected using NaveniFlex Tissue Red. **b)** Negative control.



Ordering information

Product	Code	Read out	Primary antibodies required
NaveniLink	NL.050	For conjugation of primary antibodies (50 µg)	
NaveniBright AP	NB.MR.AP.100	Brightfield and Fluorescence	Mouse & Rabbit
NaveniBright HRP	NB.MR.HRP.100	Brightfield	Mouse & Rabbit
NaveniFlex Cell MR Red/Atto647N	NC.MR.100 Red/Atto647N	Fluorescence	Mouse & Rabbit
NaveniFlex Cell GR Red/Atto647N	NC.GR.100 Red/Atto647N	Fluorescence	Goat & Rabbit
NaveniFlex Cell GM Red/Atto647N	NC.GM.100 Red/Atto647N	Fluorescence	Goat & Mouse
Naveni Control Kit	NF.CK.MR		Primary abs included
NaveniFlex Tissue MR Red/Atto647N	NT.MR.100 Red/Atto647N	Fluorescence	Mouse & Rabbit
NaveniFlex Tissue GR Red/Atto647N	NT.GR.100 Red/Atto647N	Fluorescence	Goat & Rabbit
NaveniFlex Tissue GM Red/Atto647N	NT.GM.100 Red/Atto647N	Fluorescence	Goat & Mouse

Kit size: 4 ml working solution.



FOR MORE INFORMATION OR TO PLACE AN ORDER, VISIT WWW.NAVINCI.SE/PRODUCTS
Email: contact@navinci.se